



**Ruth Miskin  
Training**



**Parent Meeting  
Introduction to Read Write Inc.**

# Reading changes everything


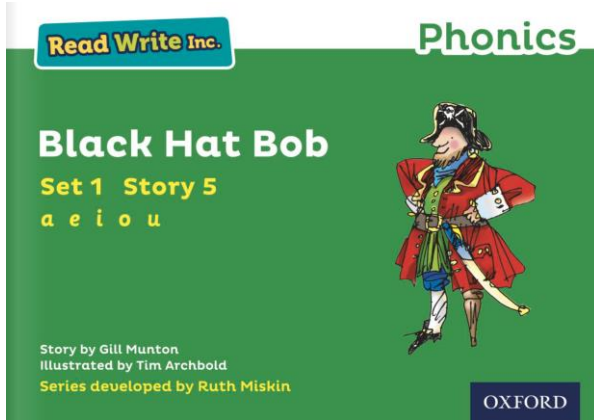
---

Teach a child to read and keep that child reading and we will change everything.

**And I mean everything.**

*Jeanette Winterson*

# Who is Read Write Inc. for?



- 3 Quick as a flash, Big Malc grabs a Jon-Z DVD and runs off. He runs to Snatch Smith's flat. (Snatch Smith is his best pal.)



"Look at this, Snatch," he brags.

- 4 Big Malc and Snatch look in the DVD box.

"But it's empty!" says Big Malc.

"All the DVD boxes in shops are empty!" says Snatch. "The DVDs are kept in the back!"



"Why's that, then?" says Big Malc.


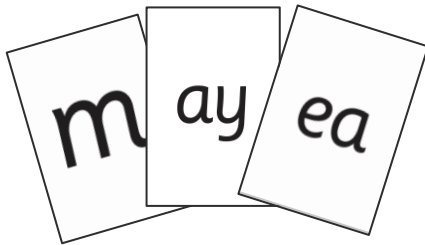
"So that they don't get nicked!" says Snatch.

- 5 And then, last spring, Big Malc did all that stuff with the choccy eggs.

(He got them off the back of a lorry. A hundred choccy eggs in pink boxes with ribbons on. He is planning to sell them.)



# Read Write Inc. Phonics daily lessons



# Progress groups

---

- Group children by phonic stages.
- Teach to the group's challenge level.
- Re-assess all children every half term.

# One-to-one tutoring – ‘keep up, not catch up!’

---



# What is phonics?

---

Sounds

mat

ship

Graphemes

*demonstrate, containing, roamed, trivial,  
injured, whimper*



# English alphabetic code

---

- 44 sounds
- 26 letters
- Over 150+ graphemes (letter combinations)

One of the most complex alphabetic codes in the world.



# Speed Sounds Set 1 and Set 2

## Consonant sounds – stretchy

f	l	m	n	r	s	v	z	sh	th	ng
										nk

## Consonant sounds – bouncy

b	c	d	g	h	j	p	qu	t	w	x	y	ch
	k											

## Vowel sounds – bouncy

a	e	i	o	u
---	---	---	---	---

## Vowel sounds – stretchy

ay	ee	igh	ow
----	----	-----	----

## Vowel sounds – stretchy

oo	oo	ar	or	air	ir	ou	oy
----	----	----	----	-----	----	----	----

## Sound pronunciation guide

# Speed Sounds Set 3

## Consonant sounds

f	l	m	n	r	s	v	z	sh	th	ng
ff	ll	mm	nn	rr	ss	ve	zz	ti		nk
ph	le	mb	kn	wr	se		s	ci		
					c		se			
					ce					


b	c	d	g	h	j	p	qu	t	w	x	y	ch
bb	k	dd	gg		g	pp		tt	wh			tch
	ck				ge							
	ch				dge							

## Vowel sounds

a	e	i	o	u	ay	ee	igh	ow
	ea				<u>a-e</u>	<u>e-e</u>	<u>i-e</u>	<u>o-e</u>
					ai	y	ie	oa
						ea	i	o
						e	y	

oo	oo	ar	or	air	ir	ou	oy	ire	ear	ure
<u>u-e</u>			oor	are	ur	ow	oi			
ue			ore		er					
ew			aw							
			au							

# Sounds + blending = word reading



# Meet Fred

---

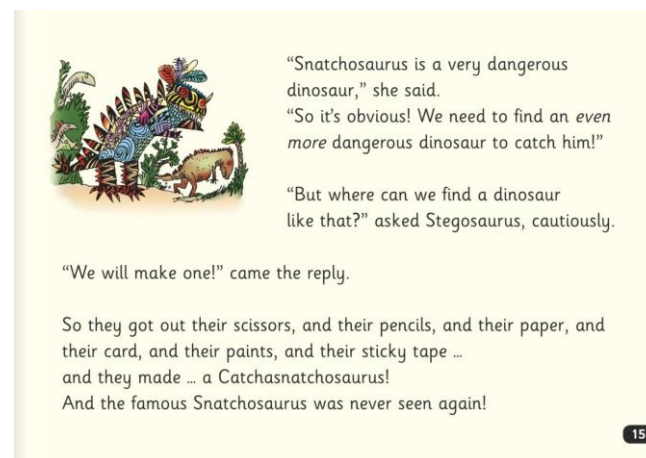


# Teach spelling using Fred Finger

---



# Three reads





# 'Special Friends', 'Fred Talk'

1.6

ship

## Black Hat Bob

Black Hat Bob  
is on his ship.

This is his peg leg.



# Red Words

---

I

said

This is Red Hat Rob.



“I will grab that cash box,” he said.

# Which books will children bring home?



 Read Write Inc. Phonics eBook Library

Home

## Welcome to the Read Write Inc. Phonics eBook Library.

Here you'll find eBooks of the core Storybooks for Read Write Inc. Phonics, from the Sound Blending books to Grey level. There are also two non-fiction eBooks for each level, from Green to Grey. Click the resources tab to explore the collection, or download our [overview chart](#) for a full list.

You can assign these eBooks for pupils to read at home after the 'third read' of the book in class.


**Ready to get started?** Find out how to [set up individual student logins](#) and more on our [support site](#).

**Not subscribed yet?** Find out how to [subscribe to the Read Write Inc. Phonics eBook Library](#).



# Virtual Classroom films

---



# How do I use the Virtual Classroom?

---

1. Set aside 10 minutes to watch a film with your child each day.
2. Find a quiet space for your child to watch the film on a laptop or tablet.
3. Praise your child as they join in with the lesson – make it fun!

The more they practise using these films, the quicker they'll learn to read.

# What can I do?

---

1. Use pure sounds rather than letter names.
2. Use Fred Talk to help your child to read and spell words.
3. Listen to your child read their Storybook every day.
4. Watch the Virtual Classroom films together.
5. Read stories to your child every day.



# Free Video Tutorials (ruthmiskin.com)

[Back](#)

## Parents

[A A A](#)

### Read Write Inc. Phonics - Learning to read at home

#### Parents films

The films below show parents and carers how we teach children to read and write with *Read Write Inc. Phonics*.

If your child is in a school that teaches *Read Write Inc.* or if you have bought a parent pack, the films will help you and your child practise together at home.

If you have a question for us, please get in touch via our [Facebook](#) or [Twitter](#) pages and subscribe to our [YouTube](#) channel.





## Online resources available

---

Ruth Miskin Parents' Page:

<https://www.ruthmiskin.com/parents/>

Ruth Miskin Facebook:

<https://www.facebook.com/miskin.education>

Free e-books for home reading:

<http://www.oxfordowl.co.uk/Reading/>

# Any questions?

---



---

Reading feeds the imagination, it expands horizons and offers new and exciting ways of seeing and making sense of our lives and of the world around us.

*Michael Morpurgo*